

Kendyl Depoali Middle School

2023-2024 SCHOOL PERFORMANCE PLAN



Student Success Goal

Overall math proficiency scores were 39% in 2020, 44% in 2021-22, and 43% in 2022-23. For the 2023-24 school year, our goal will be that 55% of all students demonstrate proficiency in math on the SBAC. Overall Science proficiency scores were 52% in 2020, 60% in 2021-22, and 58% in 2022-23. Our goal for this year is to have 65% of all students in the 8th grade reach proficiency on the Science test. Overall English Language Arts (ELA) proficiency scores were 59% in 2020, 63% in 2021-22, and 55% in 2022-23. Our goal for this year is to have 62% of all students demonstrate proficiency on the ELA SBAC.

To support students to achieve this goal, we will use:

1. Assessment data analysis, classroom observations, attendance data

Student, Staff, and Family Partnerships Goal

In 2020-21, 33% of students attended less than 90% of the time. In 2021-22, 16% of students attended less than 90% of the time, and in 2022-23, 17% of students attended less than 90% of the time. Our School Performance Goal will be to have 10% or less of students attending less than 90% or considered chronically absent.

To support students and families to achieve this goal, we will use:

1. BIG Data

Resources for Parents and Families

Quick Tips for Parents and Families

Get involved! Contact Terry Bartek for information about volunteering with our school.

Stay connected! Let the front office know if your phone number, email or home address has changed.

Know your child's teachers! We are here to support your child's learning journey.

Resource Links

Infinite Campus Parent Portal

See your child's grades, assignments, attendance information and important updates

www.washoeschools.net/ICparent

Family Resource Centers

Basic needs assistance, resource referrals, and help with accessing services like SNAP

www.washoeschools.net/FRC

Care Solace

Free and confidential help to access mental health care providers in your community

www.washoeschools.net/Care



OUR WCSO PROMISE

We will know every student by **NAME, STRENGTH AND NEED** so they graduate prepared for the future they choose and we will deliver on this promise in partnership with our **FAMILIES and COMMUNITY**.

Our Student Demographics

22% Free or Reduced Lunch

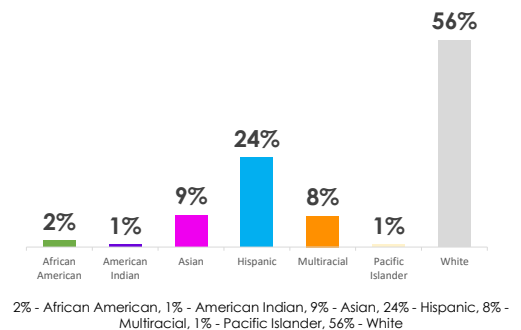
4% English Learners

13% Individualized Education Plans

0% Children in Transition

0% Foster

5% Gifted & Talented



Total Enrollment

834

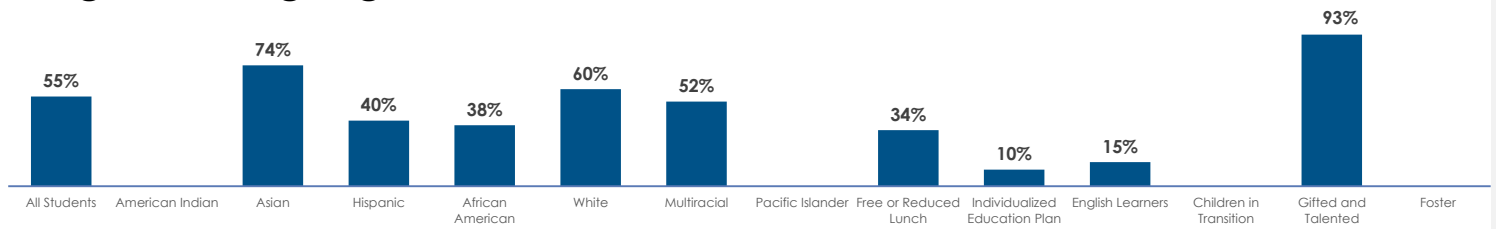


Smarter Balanced Assessment

Percent Achieving 'At or Above' Standard

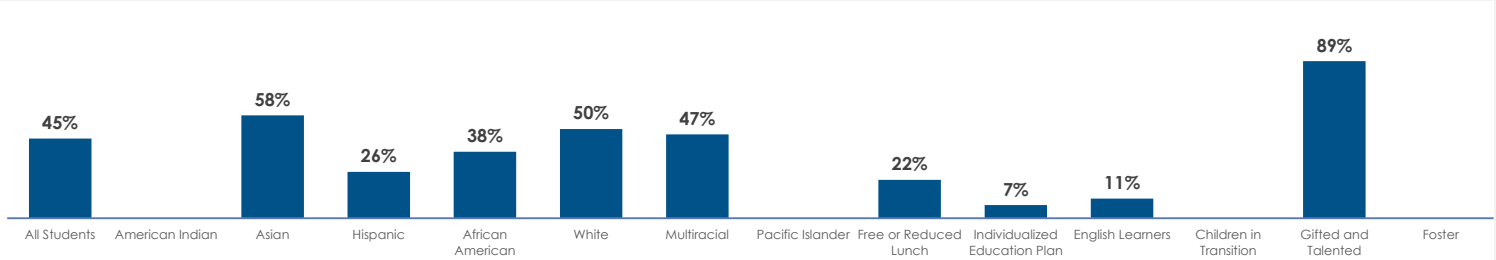


English / Language Arts



English / Language Arts: Percentage achieving "At or Above" standard (2022-2023): 55% - All Students, * - American Indian, 74% - Asian, 40% - Hispanic, 38% - African American, 60% - White, 52% - Multiracial, * - Pacific Islander, 34% - Free or Reduced Lunch, 10% - Individualized Education Plan, 15% - English Learners, * - Children in Transition, 93% - Gifted and Talented, * - Foster

Mathematics



Mathematics: Percentage achieving "At or Above" standard (2022-2023): 45% - All Students, * - American Indian, 58% - Asian, 26% - Hispanic, 38% - African American, 50% - White, 47% - Multiracial, * - Pacific Islander, 22% - Free or Reduced Lunch, 7% - Individualized Education Plan, 11% - English Learners, * - Children in Transition, 89% - Gifted and Talented, * - Foster



5th Grade Science Assessment

58%

Percentage of students achieving 'At or Above' Standard



Attendance

18%

Percentage of students missing 10% or more of school days

Scan to see more data!

